



NERVOUS WATERS

A higher form of fishing

BAIR'S LODGE

SOUTH ANDROS, BAHAMAS

PRE-TRIP INFORMATION

WWW.NERVOUSWATERS.COM

WWW.BAIRSLODGE.COM



TABLE OF CONTENTS

| | | | |
|----|---------------------------------------|----|-------------------------------------|
| 4 | Welcome to Nervous Waters | 16 | The Daily Program |
| 5 | Our Lodges | | Guides & Boats |
| 6 | About the Country | 17 | Loaner equipment |
| | Health concerns | | Clothing |
| 7 | Required Documents | 18 | Catch & Release |
| | Travel Insurance | 19 | Additional Tips |
| 8 | Location | 20 | Miscellaneous |
| | Climate | | Packing bag List |
| 9 | Getting there | | Medication |
| 10 | The Lodge | | Electric Current |
| 11 | Food and Drink | 21 | Communication Facilities |
| 12 | The Fishing | | Gratuities |
| | Fishing Areas | | Currency |
| 13 | Equipment | 22 | Helpful Hints for a Successful Trip |
| | Safety Equipment | | Useful Online Resources |
| 14 | Custom Fly Options by Drew Chicone | 23 | Final Pre-Trip Checklist |
| | | 24 | Contact Information |

Please take a moment to read the following information well in advance of your departure. It will help answer most questions.

NOTE TO CLIENTS AND GROUP LEADERS:

Please be sure to share this information with your group. It is your responsibility to assure that everyone in your party is fully prepared, has read and understands the trip cancellation policy on refunds, and has had the opportunity to purchase travel protection insurance. Our deposit and refund policies are clear, and there can be significant financial consequences incurred if you do not provide this information to all members of your group. Please take a moment now to review this information.



WELCOME TO NERVOUS WATERS

Starting with one lodge, Nervous Waters has grown into a company that has virtually transformed fishing travel-and we won't stop improving! We know great fishing is why you are coming. We also know great fishing is what will bring you back. Providing quality experiences on and off the water is our goal and our pledge. Since 1984, Nervous Waters has brought passion and attention to detail to the concept of the modern sporting lodge by focusing on details that are critical to anglers.

Every day, we offer you five star service, so that your singular focus can be on the fishing.

COMBO TRIPS

Nervous Waters owns and operates nine world-class fly-fishing destinations with the same high standards of sport and service. From the legendary trout of Tierra del Fuego to both Argentine and Chilean Patagonia, the Bahamas, the Iberá Wetlands; also the upper Paraná River and Paraná Delta, our company has hosted thousands of discerning anglers. We know you will travel a long way from your home to our lodges and we would like to both encourage you and offer you an incentive to make the most of that journey with add-on lodge options and Combo Trips. Please ask us for more information!

OUR LODGES

Kau Tapen Lodge



Sea-Run Brown Trout
Río Grande, Argentina

Villa María Lodge



Sea-Run Brown Trout
Río Grande Argentina

Pirá Lodge




Dorado
Iberá Marshlands, Argentina

Alto Paraná Lodge



Dorado, Pacú & Pirá Pitá
Ituzaingó, Argentina

Delta Fishing Trips Lodge



Dorado & Tararira
Buenos Aires, Argentina

Northern Patagonia Lodge



Rainbow & Brown Trout
Patagonia, Argentina

Futa Lodge



Rainbow & Brown Trout
Patagonia Chile

Bair's Lodge



Bonefish
South Andros Bahamas

Abaco Lodge



Bonefish
Abaco, Bahamas



ABOUT THE COUNTRY THE BAHAMAS

The Bahamas has more than 700 islands and 2,400 cays covering 800 miles of Atlantic Ocean extending from coastal Florida in the north to Cuba in the south.

Like most island nations its culture and economy are tied to the sea. Bonefishing has been a Bahamian way of life for decades. [Bair's Lodge](#) guides are all Bahamian Nationals, and are multi-generation fishers, divers, and watermen innately in tune with the fish and the fishery. Saltwater flats fishing in the Bahamas is world-renowned. And Nervous Waters offers two of the best bonefishing operations in the country: [Abaco Lodge](#) and [Bair's Lodge](#).

The official currency is the Bahamian Dollar (B\$), which is fixed to the U.S. dollar one-to-one. Read [currency](#). English is the official language. And laidback is the prevailing vibe.

HEALTH CONCERNS

You do not need any inoculations to travel to the Bahamas. However, make sure you are up-to-date on routine vaccines before every trip.

The government of The Bahamas requires proof of yellow fever vaccination only if you are arriving from a country with risk of yellow fever. Read [required documents](#).

The lodge has a basic first aid supply but **if you have a health condition, please make sure to bring ALL the medication you will require for your stay.** Read [medication](#).

You should already have received our 'Pre-Trip Questionnaire'. If you haven't, it can be completed [online](#).

If this is **your first visit** to one of our lodges, it is very important that this is completed in full and returned at least one month before your trip. This information will help us provide the highest levels of service at the lodge and allow us to prepare for any medical issues or allergies that we should be aware of. For **repeat clients**, it is important that you send us your updated information and please inform us of your flight arrival information at least one month before the trip begins.

There is Air Ambulance service available for serious emergencies. However, medical evacuation is expensive. We recommend that you always buy travel insurance before any trip in case of emergency.



REQUIRED DOCUMENTS

You will need a valid passport, 2 blank pages and copy of your return ticket to enter the Bahamas.

No visa is required for US, Canadian and UK passengers. Have a different passport? Check [Visa Requirements here](#).

The government of The Bahamas requires proof of yellow fever vaccination only if you are arriving from a country with risk of yellow fever. This does not include the US. If you are traveling from a country other than the US, check this list to see if you may be required to get the yellow fever vaccine: [Countries with risk of yellow fever virus \(YFV\) transmission](#).



TRAVEL INSURANCE

We strongly recommend you purchase both health and trip cancellation insurance. Once we have received the trip payment we are unable to make a refund in the instance of a cancellation.

For standard travel and health insurance we recommend Travel Guard

[Click Here to get an online quote now](#) or call 1-800-826-4919 and let the representative know that you are going to a Nervous Waters Lodge so that they can better assist you.





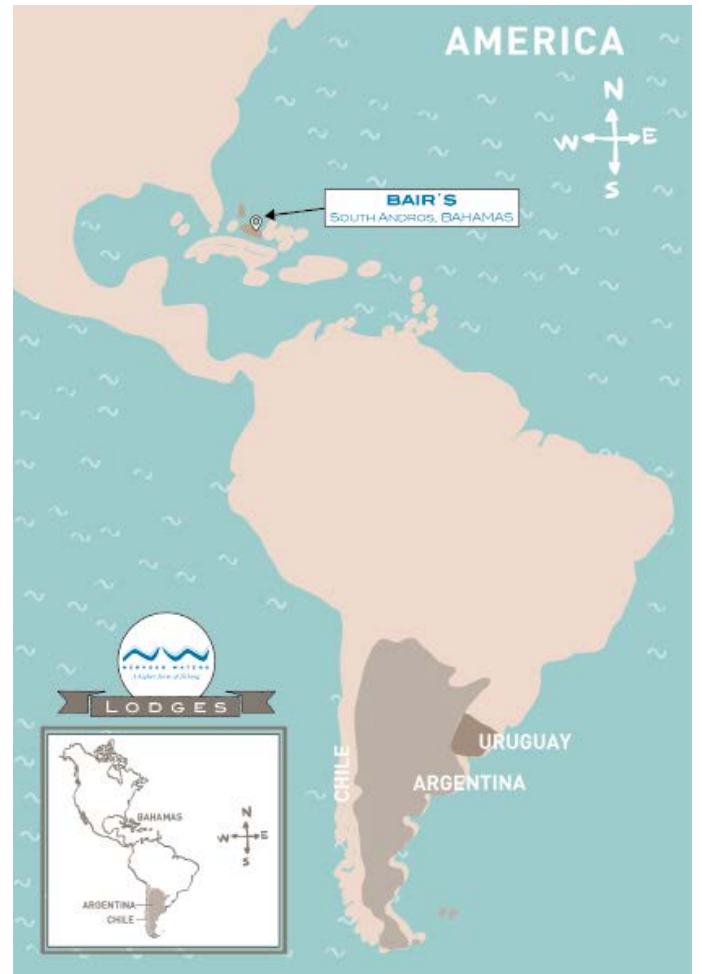
BAIR'S LODGE

SOUTH ANDROS, BAHAMAS

LOCATION

Coordinates: [+23°57'47.0"N 77°31'33.0"W](#)

Bair's Lodge is located on the eastern side of South Andros Island. Andros is the largest island in the Bahamas, and one of the least developed. The island is divided by inland creeks and large channels called bights. The lodge is an easy 25-minute drive from the airport in Congo Town. Situated between Deep Creek and Little Creek, we're within striking distance of vast inland flats, with the option of running south or through the island to the fabled West Side.



CLIMATE

The Bahamas enjoys a moderate climate. During the summer, temperatures rarely rise above 90°F, and fluctuate between 85-90°F in the daytime and 75°F or less in the evening. In the winter, temperatures rarely fall below 60°F, and usually reach 77°F by mid-afternoon. Rainfall ranges between 40-60 inches a year.

Although humidity can reach about 80%, prevailing easterly winds keep things comfortable.

The bonefishing season goes from October to July. You may want to visit www.weather.com to check the forecast at South Andros, Bahamas.



GETTING THERE

Guests can reach Congo Town, in South Andros, on commercial Western Air flights from Nassau, or on Watermakers out of Fort Lauderdale. Private charters are also available from Florida to Congo Town.

Watermakers offers direct scheduled service to Congo Town from Ft. Lauderdale executive airport. This option is a little more expensive but well worth it.

CHARTER FLIGHTS FROM FLORIDA

Chartering is also a convenient and economical way for a group to arrive directly from Florida – We recommend the following charter companies:

Airflight Charters:

www.airflightcharters.com | Ph. 954-359-0320

Watermakers Air:

www.watermakersair.com | Ph. 954-771-0330

Jetset Private Air:

www.jetsetprivateair.com | Ph. 561.906.7153 |

Flights@JetsetPrivateAir.com

[JetsetPrivate Air](http://JetsetPrivateAir) offers quick, efficient and cost-effective charter flights to Congo Town Airport (MYAK) from Miami Executive Airport (KTMB), Fort Lauderdale/Hollywood International (KFLI) and other major Florida cities. JetsetPrivate Air uses expertly maintained, state-of-the-art, air-conditioned Cessna Grand Caravans, seating up to 9 passengers. Simple booking. Seamless East Coast connections. Travel on your schedule. Open 24/7.

On arrival at Congo Town a lodge representative, who will transfer you to the lodge, will meet you. It is a short 25-minute drive and the cost is included in the package. If you are delayed or miss your flight please contact the lodge. When you arrive at the lodge, staff will greet you and show you to your room, where you will find your bags.

COMMERCIAL FLIGHTS TO NASSAU

United www.united.com | Ph. 800-864-8331

Jet Blue www.jetblue.com | Ph. 800-538-2583

American Airlines www.aa.com | Ph. 800-433-7300

Delta www.delta.com | Ph. 800-241-4141

Air Canada www.aircanada.com | Ph. 888-247-2262

British Airways www.britishairways.com |

Ph. 1-800-247-9297

From Nassau, there is one carrier, Western Air, which has two daily flights to Congo Town—8 a.m. and 3 p.m. Plan to arrive in Nassau no later than 1 p.m. to catch the afternoon flight. The morning flight requires an overnight in Nassau. Return flights depart Congo Town at 8:35 a.m. and 3:35 p.m. Book your connecting flight out of Nassau after 11 a.m. and 6 p.m. respectively to be safe. The extra time will be needed to clear U.S. Customs in Nassau.

Flights can be reserved directly with Western Air at 242-377-2222 or online.

If you would like to overnight in Nassau we recommend staying at: Compass Pointe, The Atlantis Paradise Island Resort or, the more budget-friendly, Orange Hill beach Inn.



THE LODGE

Bair's Lodge on South Andros Island offers deluxe ocean-side lodgings in an attractive plantation-style building surrounded by palm trees. The bright, airy lodge is nestled on a sparkling white sand beach. Stretch out and relax on the veranda. Enjoy a cocktail from the fully stocked bar. And take in the laidback South Andros scene.

LIVING AND DINING ROOMS

Our unpretentious and air-conditioned living room and dining room areas have comfortable sofas, plenty of reading material, and face the ocean. Here you will find your buffet breakfast laid out each morning.

The lodge has a main bar fully stocked with spirits, cold beers, soft drinks, plenty of ice, a blender and mixers for cocktails. Satellite television has been installed for those who wish to catch up on news or sports during cocktail hour. Wi-Fi is available at the lodge.

SHOP

Our shop is stocked with bonefishing essentials: lines, leaders, tippet and an excellent fly selection. We also carry sun protection and Bair's Lodge logo'ed merchandise.

VERANDA

Two of the six rooms in the house open to a long veranda facing the ocean, furnished with comfortable benches and tables to sip coffee in the morning or cocktails in the evening. There are rod racks beside the outdoor showers, and we have a hose with fresh water to wash down your tackle. From the veranda you can walk to the beach, where the skiffs are moored. We also have comfortable lounge chairs and hammocks for relaxing outdoors.

BEDROOMS AND BATHROOMS

All of our beautiful bedrooms have terracotta tile flooring, white cotton sheets, as well as tropical-weight duvets and plenty of down pillows. Spacious rooms have A/C, as well as universal outlets for recharging phones, computers, etc. En-suite bathrooms and full baths are standard, hot water is plentiful, and towels and laundry bags are provided in all bedrooms.



FOOD AND DRINK

Delicious indigenous and international dishes are our specialty. Menus are crafted from fresh ingredients such as local produce and fish (mahi, tuna, grouper, and snapper), conch and lobster. We carefully stock our larder with high-quality foods from the U.S. and Nassau. Our chefs bake bread, pastries and cookies daily. And our coffee is made from freshly ground beans at the crack of dawn for all you early risers.

A full breakfast will always feature a variety of cereals, coffee and a selection of teas, as well as fresh fruits. Eggs will be cooked to your preference, with bacon, sausages and grits. Hot cereals are also available to order. A lunch menu card allows you to choose next day's lunch and the contents of the boat coolers.

On your return from fishing you will find cold beers, spirits, and a blender for cocktails, as well as stacks of soft drinks. Delicious appetizers are served on the veranda, so you can sample local specialties such as cracked conch, grouper fingers and conch salad. If you have a specific preferred brand of liquor, please be sure to let us know in advance so the lodge can have it ready for you upon arrival (payable upon arrival to the lodge). Otherwise, you can bring your own bottle. A good range of local spirits will be available free of charge at the lodge.

Dinner starts with appetizers such as homemade soups or conch ceviche. Our emphasis is on mixing local dishes with light fresh recipes such as snapper with mango salsa, and some barbecued fish. Desserts will vary from chocolate decadence to key lime parfaits. House wines such as Malbecs from Argentina, Chilean Chardonnay, Sauvignon Blanc, Merlot and Cabernet Sauvignon will be



served with dinner. After dinner, liquors will be served in the sitting room. We can happily cater to special dietary needs. When you complete your [pre-trip questionnaire](#) please mention any requirements or food allergies you might have, so we can inform the chef. Salads are offered in our cooler lunches for those on low-carbohydrate diets. The lodge has a good supply of drinking water from our reverse osmosis system. You will find water in your bedroom and your boat, and you can drink the tap water. In our arid climate, conservation is always appreciated.



THE FISHING

Andros is the land of bonefish opportunity, with vast ocean-side flats and excellent water tucked inside its many sheltered creeks. This varied habitat houses a prodigious population of bonefish in the 3 to 10 pound range, which we target via flats skiffs and on foot. Bair's Lodge guests also have the opportunity to try for the occasional permit and tarpon.



FISHING AREAS

Bair's is located on the east side of South Andros Island, Bahamas. The lodge is a five-minute skiff run north or south to Deep or Little creeks. Advantage: no trailering required. These easily accessed "cuts" open up to more than 120 square miles of flats, swimming with impressive populations of bonefish in the 4- to 6-pound class. Our sheltered creek systems are both habitat and fish rich, and they offer anglers appreciated weather reprieve if the wind kicks up. Little Creek connects to the island's West Side, which can be reached by flats skiff in about 45 minutes. There you'll find some of South Andros' largest bonefish—adult specimens that have been known to reach the trophy 10-pound mark. This is where anglers with sharp skills go to stalk larger singles and doubles pushing into skinny water on favorable tides. The pristine, undeveloped zone is protected by Andros' West Side National Park.

The southern flats, on the other hand, are home to some of the least-pressured fishing in the region. Grassy Creek is a 40-minute boat run from Bair's. Weather permitting you can ride on to Hawksbill Creek and as far as Cistern Point. This area is renowned for bonefish in high numbers. Think endless wade-able flats, abundant schools, and very few competing skiffs and anglers.



EQUIPMENT

BONEFISH: We recommend 9ft, 7-8wt. rods. Under normal conditions, you can make a delicate presentation with a 7-wt. rod, a long leader, and an un-weighted fly. A fast 8-wt, on the other hand, helps you punch flies through the wind. Use saltwater capable reels with adjustable drags and capacity for 150 yds. of 20lb. test backing. Weight-forward bonefish lines should be paired with fluorocarbon leaders. A general rule of thumb is 16' 16 lbs for leaders. Bring extra leaders and a few spools of tippet in the 8-15lb. range. Fly wise, the list of options is endless and selections depend on the kind of flat you are fishing, its bottom color—turtle grass or sand—and depth. A few we wouldn't want you to go without include: Puglisi's spawning shrimp, Miehie's Flats Fly, Kwabbit, mink shrimp, Veverka's mantis shrimp, spawning mantis, and of course the Gotcha.

PREDATORS: For barracuda and sharks you want a stout leader with a wire bite-tippet, about 12 inches long. Use a haywire twist to combine sections of mono to wire. Flies for 'cudas include any and all needlefish imitations. For sharks, we like large poppers in blood-red or other bright, attention-grabbing colors. The topwater takes are awesome.

Sage produces many of the rods we use regularly. In addition to a great lifetime warranty, the company engineers high-performance options perfectly suited for this fishery.

SKIFFS: A brand new fleet of high-performance Maverick Mirage HPX-Vs awaits you at Bair's Lodge. These technical poling skiffs have stealthy, extremely quiet hulls that draw minimal water when pushing toward tailing bonefish in the ultra-skinny stuff. Open-water handling, on the other hand, is unparalleled: fast and smooth in the surliest conditions. Additional angler-appreciated details include lean bars and removable cushioned YETI coolers—because nobody wants lukewarm beers.



SAFETY EQUIPMENT

For eye protection, sunglasses should be worn while fishing the Bahamas. Polarized lenses and a fishing hat with a brim that will protect your eyes and ears make an ideal combination. Also, anglers should pack yellow or clear protective glasses. Yellow lenses tend to brighten the dusk sky. Anglers who wear prescription glasses should pack prescription polarized lenses as well as backups.

Guides are prepared to handle emergency medical situations, but you can take a few Band-Aids for cuts, scrapes, and blisters. Many anglers like to tape their stripping finger with electrical tape to avoid cuts.



CUSTOM FLY OPTIONS FROM DREW CHICONE



1. CHICONE'S COYOTE UGLY
HOOK: Size - 4, 6 | COLOR: Regular (Tan) & Spawning
(Tan & Orange)



2. COYOTE UGLY SPAWNING SHRIMP
HOOK: Size - 4, 6 | COLOR: Regular (Tan) & Spawning
(Tan & Orange)



3. CHICONE'S BONE APPÉTIT
HOOK: Size - 2, 4 | COLOR: Pink, White, Tan, Orange.



4. CHICONE'S TRANQU-HILL-IZER SHRIMP
HOOK: Size - 2, 4 | COLOR: Hot Orange



5. CHICONE'S COCAINE COYOTE SQUIMP
HOOK: Size - 4, 6 | COLOR: Tan



6. CHICONE'S TIDE SLAVE
HOOK: Size - 2, 4 | COLOR: Orange, Blue, Purple

If you wish to buy some of these flies prior to your trip, or if you are looking for more information, you should visit Drew Chicone's website: <http://www.saltyflytying.com/>

THE DAILY PROGRAM

The typical trip does not fish on arrival or departure, but if time allows and guides are available, half-day trips can be arranged prior to getting here. Typically you'll be shuttled from the airport to the lodge where you can check into your room, prepare gear, and spend an afternoon relaxing on the lodge grounds.

Here is a sample schedule of the daily program:

6:30 am Coffee ready at the buffet table

7:00 am Breakfast

8:00 am Depart dock

4:00 / 4:30 pm Return to lodge

4:00 pm Cocktail hour

5:30 pm Appetizers

7:00 pm Dinner

GUIDES & BOATS

Our guides are some of the best in Andros, and we're proud to have them working with us at the lodge.

Between them, they have more than 125 years of combined guiding experience at Bair's, and have extensive knowledge of the South Andros flats. They are professional, hard working, and sincerely personable.

They also understand how tides affect bonefish feeding behavior and know where to go under different weather conditions. With their skills as captains, and great eyes developed over years of spotting bonefish, they will put you on fish and give you as much or as little guidance and instruction as you want.

Each day, your guide will decide where to go based on the weather conditions and guest preference discussed with the lodge manager. You should express any special preferences to the lodge manager, such as wading versus boat fishing. If you only want to target large individual Bonefish, or if you prefer to fish to large shoals of fish, just let us know. We will work with your guide and try to tailor your day accordingly!

Our rotation policy gives anglers the opportunity to fish with all six of these top-notch guides.

Sixteen-foot flats skiffs accommodate two anglers and guide guide. Boats have elevated poling platforms and a forward casting deck, cushioned seats, and rod racks. All of our boats can be equipped with lean bars for casting in choppy water. Should you require this extra balancing aid please let the lodge managers know on your arrival.


Our shallow-drafting skiffs are powered by 50HP & 60HP Yamaha and Mercury engines, which will propel you to the southern or western flats in less than an hour. While the hull design on the boats eliminates backache on longer journeys, be sure you have reel covers on all your reels, as they will bounce on the ride out.

The guides are equipped with satellite phone, spot gps, EPIRBs, emergency flares, first aid kits, lifejackets, and a human de-hooker!



LOANER EQUIPMENT

There are quality [Sage](#) fly rods, reels and RIO fly lines available at the lodge for you to use if needed at no extra cost. Please advise us of your need for a rod/reel prior to arrival to ensure availability. A charge of \$250 will be billed to you in the event a rental rod is broken. This covers the cost of shipping and repair. Flies and leaders are also available for purchase at the lodge.



CLOTHING

While the lodge has a well-stocked shop, we recommend bringing the following:

- A waterproof lightweight rain jacket is a must for the occasional shower
- Light colored trousers (full length) and long sleeved shirts will protect you from the sun and insect bites
- Saltwater-specific wading boots are a good idea to protect your feet from coral
- A good long-billed cap protects you from the sun and enhances your vision
- Light clothes for the evening and a swimsuit for relaxing in the pool
- Sun gloves and a buff are highly recommended

For everything from layering essentials, waders, boots, and stormproof jackets to fishing-ready accessories and more—[Patagonia](#) produces some of the best.

Laundry service is available at the lodge.



CATCH & RELEASE

What does conservation mean to us? Simple. In the Bahamas it's all about maintaining healthy flats fisheries in order to ensure great bonefishing today, and a similar outlook for tomorrow.

That's why Nervous Waters has been a longtime supporter of the Bonefish & Tarpon Trust (BTT), a hardworking NGO committed to protecting and enhancing critical flats habitats.

In the Bahamas, BTT uses its research findings to educate anglers and improve resource management. And on both Abaco and South Andros islands, it's been busy studying our flats ecosystems and the species that frequent them. Thanks to those continuing efforts, we now know more about the bonefish tailing in our backyards than ever before. And we're using that knowledge to achieve some remarkable results.

EFFORTS WE SUPPORT

- BTT has identified six major offshore spawning sites for bonefish in the Bahamas. It's using the data to aid the [Bahamas National Trust](#) in creating national parks, in areas such as the Marls, on Abaco, to protect important habitat from future development.
- Created a genetics program to determine the extent that bonefish populations in different locations are related. Using this info to study where regional vs. local conservation strategies make the most sense.
- Studying whether or not bonefish growth rates differ from island to island, and creating conservation strategies based on the findings.
- Using bonefish beta to help shape [BTT's Bahamas Initiative](#), which encourages guides and lodge owners, in concert with government agencies, to create effective fish and habitat management plans.
- In addition to providing in-kind support and on-the-ground assistance to BTT, Nervous Waters is proud to work with Abaco-based [Friends of the Environment](#). This grassroots organization is dedicated to protecting healthy habitats and educating children on why these measures matter. Friends has been instrumental in both establishing and maintaining Abaco's six national parks, where bonefish conservation is a mission-critical component.
- Finally, community is the glue that holds these efforts together. And beyond conservation, Nervous Waters is committed to looking after our extended family of talented guides and lodge professionals. We established our Family First Scholarship Fund in 2016. The goal is to empower employees' children, inspiring the next generation to take their learning and earning abilities to the next level.





ADDITIONAL TIPS

1. If you have questions, ask your guide. They know the area well and can give you the best recommendations on how to approach a particular fishing situation
2. For those who've never fished in the salt, we recommend familiarizing yourself with some casting fundamentals before leaving for the Bahamas. Better casters catch more fish. And bonefishing, like hunting, is more about skill than it is about luck. At home, practice with your 8-weight rod until you feel comfortable making accurate shots at 30-, 50-, and 70-foot distances. For longer casts on breezy days, it also pays to master the double-haul. If you need a few casting pointers upon arrival, just ask. Our guides and lodge managers are experts
3. Your fly should be weighted such that it sinks quickly to the bottom and then stays near the bottom within view of the fish after you begin stripping
4. Fishing too heavy a fly (lead eyes, for instance), in ultra-shallow water will undoubtedly spook many fish
5. Bonefish also spook when they see flies that don't match their immediate environment. A fly that matches the background color of the flat you are fishing can pay dividends. The watchword, in general, is flexibility
6. Don't be afraid to present flies well in front of bonefish. Actually, where you guess they will be in just a moment. Land the fly too close and risk spooking the fish. Bonefish have great eyesight and can see objects farther away than you might imagine
7. If you don't spook bonefish on the first cast... you'll often get a second chance. Keep your composure and do not take your eyes off the fish
8. Close (smash) the barb on all fly hooks. They really don't help you catch fish and make it difficult to release fish without hurting them
9. Give the guide a chance to position the skiff so that he is clear of your backcast. Hook the guide and the boat gets REALLY SMALL in a hurry!
10. Try not to rock the boat by shifting your weight as you cast to bonefish! Those pressure waves sent out by doing so are felt by fish and can cause them to spook and scatter

MISCELLANEOUS

Be sure to bring and use sun block (45-60 SPF), ideally waterproof, even on cloudy days. Also plan to use lip balm, depending on your sensitivity. (The sun is very strong!)



PACKING BAG LIST

- Insect repellent and after bite cream
- Clippers and needle-nosed pliers
- Hook sharpener
- Leatherman or multi-tool
- Fly-line dressing
- Reel cover for the boat ride
- Leader material
- A suitable waterproof bag to hold your tackle in the boat



MEDICATION

Travelers should always pack medication for such common ailments as diarrhea, upset stomach, motion sickness, headache and nausea, along with any necessary prescriptions.



ELECTRIC CURRENT


The electrical system in the Bahamas is the same as the U.S. (110 volts). Bair's Lodge is on a standard electric grid and has 24-hour electricity.



COMMUNICATION FACILITIES

There are tablets at the lodge from which guests can access the internet. There is also a wireless network that guests can access with their wireless enabled devices. Locally provided Internet and phone service is available, and is mostly reliable.

There is GSM cell phone coverage in the area, but you should check with your provider to ensure that your phone will work on South Andros Island. We have a VOIP phone available at the lodge, free of charge.



GRATUITIES

MANAGERS: Managers at Bair's Lodge work hard to provide you the best staff and services. Gratuities are not expected, but any amount you wish to give will be greatly appreciated.

GUIDES: You may want to tip your guide directly, but we are also happy to handle it for you. As we generally rotate guides, you will fish with more than one guide during your stay. The recommended tip is \$80 - \$120 per day, per boat. However, if you feel your guide has really put in a lot of work for you, you may wish to tip more. Remember that even a fishless day involves a lot of work for the guide.

HOUSE STAFF: We recommend \$40 - \$60 per room. It is best to give this to the manager at the end of the stay so that it can be allocated among the chef, waitresses, maids, and maintenance help.

AIRPORT SHUTTLE: The lodge provides airport transfers to and from the lodge. However, our driver is always grateful for any gratuities.



CURRENCY

The Bahamian dollar is at par with the US dollar and can be used interchangeably. Purchases from the Bair's Lodge tackle shop can be made with cash or credit cards (MasterCard, Visa, and American Express). Cash is appreciated for tipping.



HELPFUL HINTS FOR A SUCCESSFUL TRIP

Even though we'll do everything under our control for you to have a successful trip, smooth, enjoyable fishing adventures require some additional prep on your part.

Here are some hints and tips that will help:

- **Use the gear and fly lists provided in this file.** We have spent years fine-tuning these selections to help ensure your success on the water. If you have additional questions, let us know. We're happy to help.
- **Check your passport and travel documents to make sure that everything is valid and up-to-date.**
- **Dispatch rods/reels!** Finally, please note that rods/reels will not be accepted as carry-ons during international and DOMESTIC flights! Instead, stow these items with your regular luggage, or check them separately in appropriate tubes and cases.



USEFUL ONLINE RESOURCES



Sportsmans Travel Insurance

With insurance through Travel Guard you'll have valuable coverage that travels with you. Travel Guard is America's leading provider of travel insurance plans and assistance programs and has packages specially designed for sportsmen. Get an online quote [HERE](#).



Seat Guru

www.seatguru.com

The ultimate source for airplane seating, in-flight amenities, and airline information, including detailed information about seats with limited recline, reduced legroom and more.



Passport Information

www.travel.state.gov/passport/

The U.S. State Department website provides information and services to American citizens on how to obtain, replace, or change a passport.



Weather Underground Trip Planner

www.wunderground.com

View average and historical annual temperatures and precipitation levels for most destinations.



The Weather Channel Web Site

www.weather.com

Check weather for your destination, monthly averages, track airport delays, storms and more.



Centers for Disease Control and Prevention

www.cdc.gov/travel

A great website for travel and health information. The latest health-related news and advisories for any destination.

FINAL PRE-TRIP CHECKLIST

90+ DAYS OUT

- Pre-Trip planning materials and invoice have been received and thoroughly read
- Client Pre-Trip questionnaire form has been submitted (www.nervouswaters.com/pre-trip)
- Airline reservations made / tickets confirmed
- Trip insurance policy purchased
- Passport and travel documents checked - All dates are valid

60 DAYS OUT

- All flight information sent in to Nervous Waters
- Trip final payment sent to Nervous Waters to secure reservation
- All equipment ordered / purchased / gathered for your trip
- Transfers and Hotel accommodations booked via Prana Turismo or other agency

7 DAYS OUT

- Flight times and travel details confirmed directly with airlines
- Passport and travel documents reviewed and double-checked
- All equipment packed and ready to go
- Final Pre-Trip call with Nervous Waters; all questions answered

CONTACT INFORMATION

MAIN OFFICE - ARGENTINA

Santiago Garcia Seeber
Santiago@NervousWaters.com
Phone: (+54) 11 4801-1008
Direct from USA: 800-530-6928

CONTACT AT THE LODGE

Bair's Lodge
bairslodge@gmail.com
Phone: 242-369-5080

EMERGENCY CONTACT AFTER HOURS AND WEEKENDS

Phone: 1-242-369-5080
EmergencyBahamas@nervouswaters.com
Bahamas manager – Oliver White:
1-307-200-1747



WWW.NERVOUSWATERS.COM